

Pharmaceutical Needs Assessment:
Bournemouth East Collaborative Network
Primary Care Network Profile
September 2022



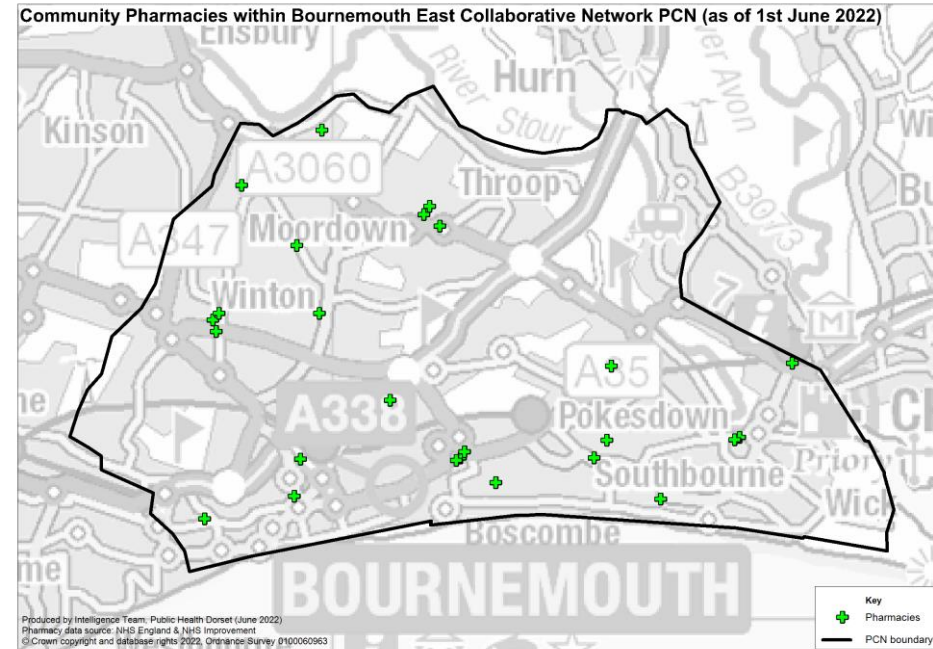
Introduction

Bournemouth East Collaborative Network PCN has no gaps and is entirely in BCP Council. It is largely urban with a higher proportion of young people compared to the Dorset ICS average. The PCN is more deprived compared to both local and national levels with 13 areas in the worst 20% deprived. Housing growth will be seen in Bournemouth Central, particularly Lansdowne and St Peter's and Westcliff, if these developments go ahead as planned.

An analysis of health and the wider determinants of health highlights higher levels compared to England of stroke, smoking prevalence, overcrowding, hospital stays for self harm and alcohol related harm, emergency hospital admissions for coronary heart disease and hip fractures in the 65+ age group.

There are currently 27 pharmacies within the PCN as of June 2022. The following headings have been used to describe the PCN in more detail:

- Number of pharmacies, openings hours & services
- Demographics
- Housing
- Deprivation
- Health and Wider Determinants



Warning: The geographies within this PCN area can be in the catchment of multiple PCN boundaries. Therefore the information contained within these profiles should not be aggregated or compared with other profiles as this could lead to misleading interpretations.



Number of Pharmacies

There were 27 pharmacies in Bournemouth East Collaborative Network as of June 2022. Of these, 15 pharmacies were owned by national pharmacy chains:

- 8 by Boots Pharmacy
- 3 by Rowlands Pharmacy
- 2 by Superdrug Pharmacy
- 1 by Lloyds Pharmacy
- 1 by Asda Pharmacy

On 1st September 2022, one of the above pharmacies underwent a change of ownership – the Rowlands Pharmacy at Shelley Manor Medical Centre, Beechwood Avenue is now owned by Day Lewis PLC.

There are 12 pharmacies that are owned by other providers. There is one 100-hour pharmacy in Bournemouth East Collaborative Network as of June 2022 (Castle Lane Pharmacy on Castle Lane West) and twenty-six 40-hour pharmacies.

There are 24 pharmacies that are Community Pharmacist Consultation Service (CPCS) accredited providing a total of 855 CPCS consultations in the first 9 months of 2021/22. In addition, all pharmacies have access to Electronic Prescription Services (EPS).



Number of Pharmacies

There are no distance-selling pharmacies and no pharmacies with local pharmaceutical services contracts as of June 2022. There are two dispensing appliance contractors in Bournemouth East Collaborative Network (Fittleworth Medical on Victoria Park Road and Salts Medilink on Old Christchurch Road).

Since the last PNA was published, two pharmacies have closed (a 40-hour Rowlands Pharmacy on Charminster Road and a 100-hour Day Lewis Pharmacy on Beechwood Avenue) and no new pharmacies have opened in Bournemouth East Collaborative Network. The closure of the Day Lewis Pharmacy on Beechwood Avenue occurred after the 2021/22 financial year and so the 2021/22, nine-month pharmacy number in the table on the next slide is shown as at that time.

The number of items dispensed decreased overall by 2.6% between 2018/19 and 2020/21.

The number of items dispensed per head in 2020/21 was higher than the South West and England averages. The number of pharmacies per 100,000 population in 2020/21 was also higher than the South West and England averages (see next table).



Number of Pharmacies

Year	GP patients	Number of pharmacies	Pharmacies per 100,000 patients	Number of items dispensed	Items dispensed per patient
2018/19	-	29	-	2,058,565	-
2019/20	52,490	29	55.2	2,079,748	39.6
2020/21	52,415	29	55.3	2,005,932	38.3
2021/22 (9 months)	52,871	28	53.0	1,586,246	-
South West 2020/21	5,917,594	1,065	18.0	95,447,553	16.1
England 2020/21	60,650,740	11,748	19.4	1,016,769,042	16.8

Notes:

1. The column GP patients is based on estimates of number of patients registered with a GP in this PCN. The estimates for each financial year are taken in March. For example, for the number of patients registered with a GP in March 2021 is taken as the population estimate for financial year 2020/2021. The figures for the South West and England can be found at: <https://digital.nhs.uk/data-and-information/publications/statistical/patients-registered-at-a-gp-practice/march-2021>
2. Estimates of number of patients registered at a GP within the PCN were not available for 2018/19 at the time of writing
3. Number of pharmacies in England and South West England in 2020/21 are taken from Supporting Tables from NHSBSA found at: <https://www.nhsbsa.nhs.uk/statistical-collections/general-pharmaceutical-services-england/general-pharmaceutical-services-england-201516-202021>
4. All pharmacy numbers include both community pharmacies and DACs

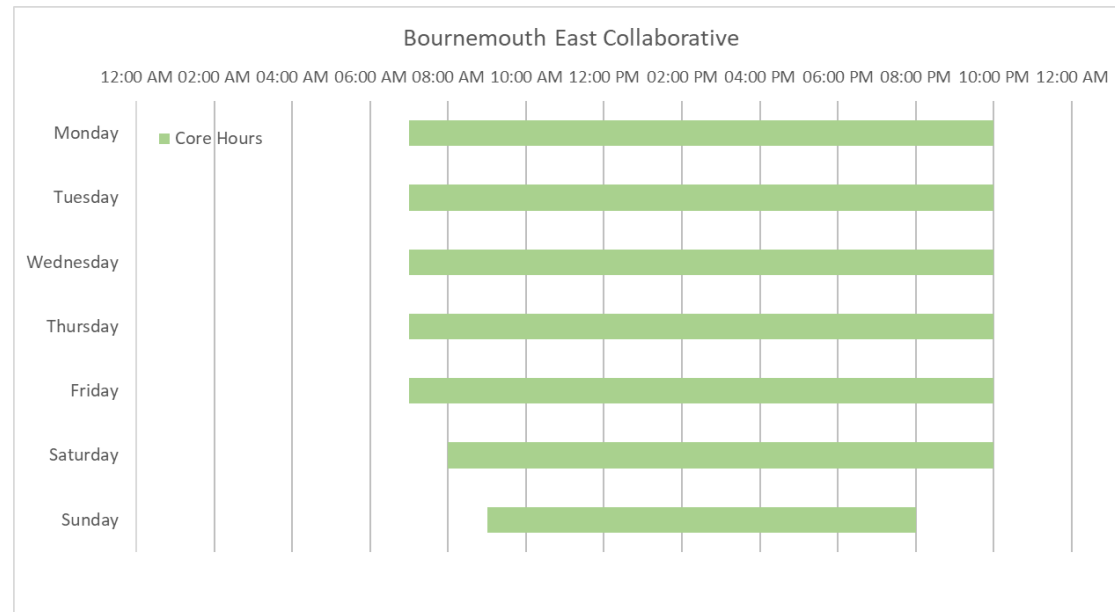


Pharmacy Opening Times

Access to the essential services (core plus supplementary opening hours)

- 6 pharmacies are open 7 days a week
- 15 pharmacies are open on Monday to Saturday only
- 6 pharmacies are open Monday to Friday only
- 1 pharmacy is open before 8 a.m. every day from Monday to Friday
- 4 pharmacies are open until after 6.30 p.m. every day from Monday to Friday

The chart shows the earliest opening hours and the latest closing hours for the Bournemouth East Collaborative Network area. All of the opening periods are covered by core hours.



Access to Services

Access to Medicines Use Review (MUR)

Based on data for the first 9 months of the 2021/22 financial year, a total of 0 MURs were carried out in Bournemouth East Collaborative Network as the service has been decommissioned. This is compared to 2020/21 where 2,033 reviews were performed and to 2018/19 where 6,875 reviews were performed.

Access to New Medicines Service (NMS)

22 pharmacies in Bournemouth East Collaborative Network had NMS accreditation as of June 2022. Over the first 9-month period of 2021/22, 1,884 NMSs were undertaken. This is compared to the whole of 2020/21 where a total of 1,446 NMSs were undertaken.

Access to the 'on demand availability of specialist medicines' enhanced service

As of 2021/22, no pharmacies in Bournemouth East Collaborative Network provided the specialist medicines advanced service.

Access to dispensing of appliances

Data for this were unavailable at the time of writing.

Influenza vaccination advanced service

22 pharmacies in Bournemouth East Collaborative Network delivered the influenza vaccination advanced service as of June 2022. A total of 11,968 vaccinations were given according to the NHSBSA's Advanced Flu Vaccination Service report dataset during the 2021/22 flu season in PCN pharmacies matched with the Dorset STP influenza report pharmacies.

Stoma appliance customisation advanced service

Two pharmacies and two dispensing appliance contractors in Bournemouth East Collaborative Network provided stoma customisation in 2021/22:

- Fittleworth Medical, Victoria Park Road
- Rowlands Pharmacy, Charminster Road
- Rowlands Pharmacy, Shelley Manor Medical Centre, Beechwood Avenue
- Salts Medilink, Old Christchurch Road

There was a total of 11,786 stoma customisations in the first 9 months of 2021/22. In 2018/19 a total of 18,342 stoma customisations were performed.



Access to Services

Appliance use review (AUR) advanced service

Two dispensing appliance contractors in Bournemouth East Collaborative Network provided this service (Fittleworth Medical on Victoria Park Road and Salts Medilink on Old Christchurch Road) with 4 AURs in the first 9 months of 2021/22. This is compared with 453 AURs in 2018/19.

Other services (as of May 2022)

- 1 pharmacy provided the Hepatitis-C Antibody Testing Service (Queens Park Pharmacy on Holdenhurst Road)
- 10 pharmacies provided the Hypertension Case-Finding Service
- 21 pharmacies provided the Urgent Repeat Medicines Service
- 2 pharmacies provided the Stop Smoking Service (Winton Pharmacy on Wimborne Road and Castle Lane Pharmacy on Castle Lane West)



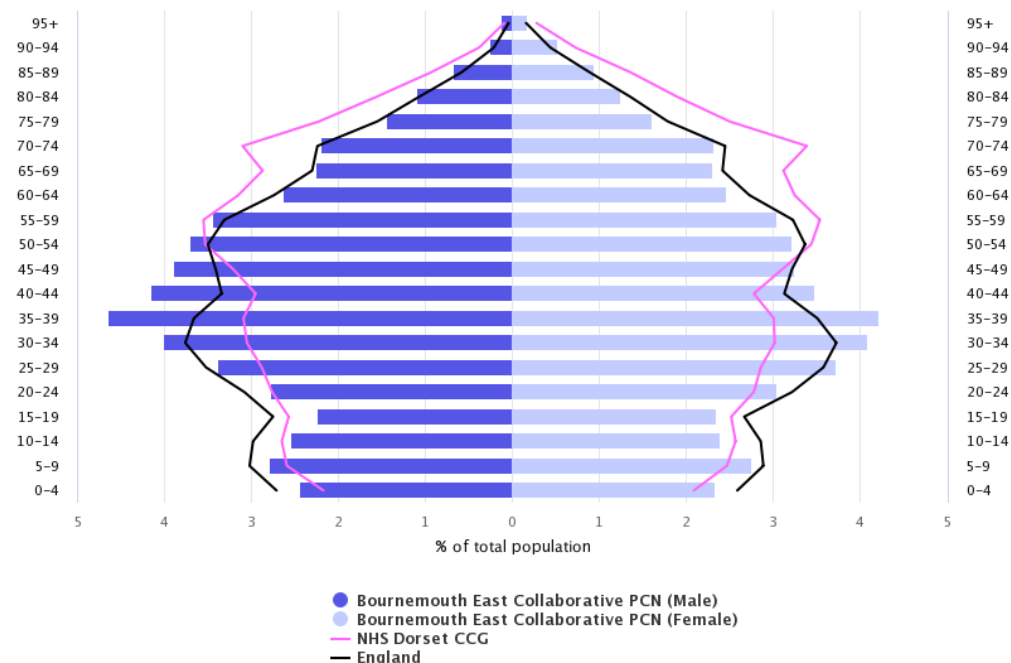
Demographics

The population age profile shows that there are approximately 52,500 people registered at GP practices in Bournemouth East Collaborative Network PCN (25,500 males and 25,600 females).

Compared to the Dorset ICS average, Bournemouth East Collaborative Network has a higher proportion of people aged under 18 and a lower proportion of people aged 65 & over.

Bournemouth East Collaborative Network PCN has a higher proportion of 30 to 44 year olds than the national average (25% to 21%).

Population age profile
GP registered population by sex and quinary age band 2020



Source: National General Practice Profiles 2020



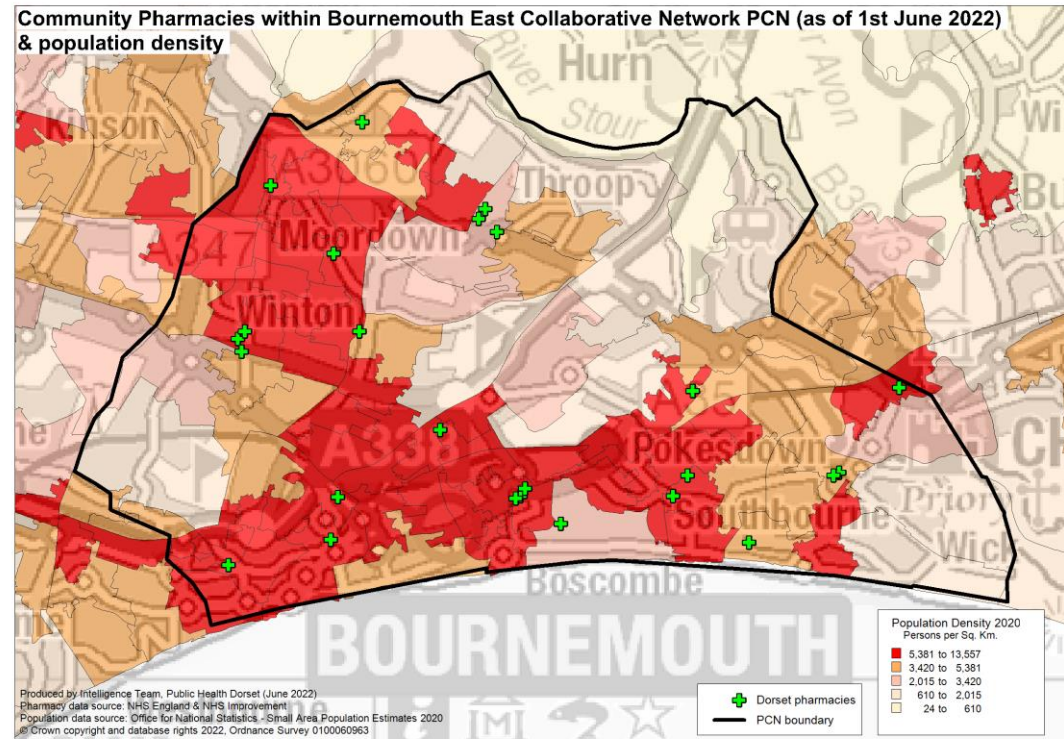
Demographics

The area covered by the PCN is largely urban with the highest population density around Boscombe, Charminster, Moordown, Pokesdown, Springbourne and Winton.

Over the next 3 years from 2022-25 projections suggest the population of the BCP area overall will increase by 2.5 thousand (0.6%).

This growth is driven by increases in the population aged over 65, with the number of children and young people (aged 0-16) projected to decrease.

The number of over 65s is projected to increase by almost 3.8 thousand (4%) to 2025, compared to a small decrease of around 1.5 thousand of children and young people. The working age population is forecast to remain roughly unchanged. By 2025 those aged 65+ will account for 23% of the overall population.



Housing

To understand any increases in demand for services based on planned housing developments, planning applications with consent to build to 2025 in BCP and 2026 in Dorset have been analysed. Postcodes (or the nearest existing postcode to the development site) have been matched to LSOAs and then PCN networks.

This gives a realistic picture of housing growth within the PCN. The net level of development for this PCN area is approximately 3,034 dwellings. This is about 16% of the total net housing development for BCP and Dorset.

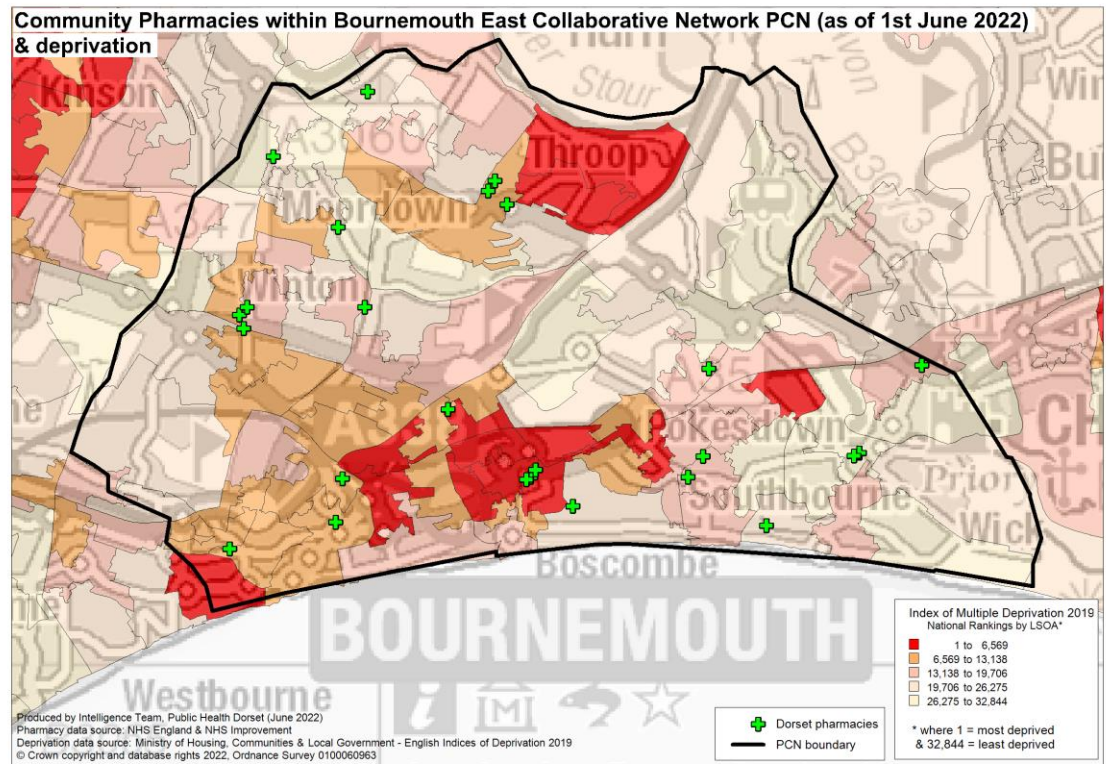
In this PCN the development will predominantly be seen in Bournemouth Central (1,307) particularly Lansdowne, Horseshoe Common and St Peter's and West Cliff (513).



Deprivation

Bournemouth East Collaborative Network is one of the more deprived PCNs within the Dorset ICS area with an average IMD 2019 Score of 19.9.

Thirteen of the lower super output areas (LSOAs) in Bournemouth East Collaborative Network are amongst the worst 20% in England and a further 20 are amongst the 40% most deprived.

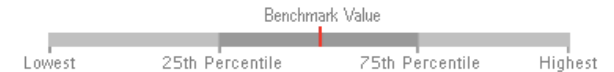


Health and Wider Determinants

To understand the health needs and wider determinants of health in the PCN a national profiling tool has been used. This compares local level data with the English average and highlights any areas that are significantly different. The spine chart below visualises the data and for each indicator it highlights whether the value is lower or higher to national rates using a 95% confidence interval.

● Lower ● Similar ● Higher ○ Not applicable

Recent trends: — Could not be calculated → No significant change ↑ Increasing ↓ Decreasing



Indicator	Period	Bournemouth East Collaborative PCN			CCGs (from Apr 2021)	England				
		Recent Trend	Count	Value	Value	Value	Lowest	Range	Highest	
Cancer: QOF prevalence (all ages) (Persons, All ages)	2020/21	↑	1,724	3.3%*	4.5%	3.2%	0.2%			6.7%
CHD: QOF prevalence (all ages) (Persons, All ages)	2020/21	→	1,691	3.2%*	4.2%	3.0%	0.0%			6.5%
Heart Failure: QOF prevalence (all ages) (Persons, All ages)	2020/21	→	515	1.0%*	1.2%	0.9%	0.0%			3.5%
Atrial fibrillation: QOF prevalence (Persons, All ages)	2020/21	→	1,110	2.1%*	3.1%	2.0%	0.0%			4.5%
Stroke: QOF prevalence (all ages) (Persons, All ages)	2020/21	→	1,096	2.1%*	2.5%	1.8%	0.0%			3.8%
Hypertension: QOF prevalence (all ages) (Persons, All ages)	2020/21	→	6,452	12.3%*	15.9%	13.9%	0.1%			24.3%
COPD: QOF prevalence (all ages) (Persons, All ages)	2020/21	→	1,040	2.0%*	2.2%	1.9%	0.0%			4.7%
Asthma: QOF prevalence (6+ yrs) (Persons, 6+ yrs)	2020/21	—	2,995	6.1%*	7.3%	6.4%	2.0%			9.3%
Diabetes: QOF prevalence (17+) (Persons, 17+ yrs)	2020/21	→	2,375	5.5%*	6.9%	7.1%	0.3%			15.6%
Obesity: QOF prevalence (18+) (Persons, 18+ yrs)	2020/21	→	2,142	5.0%*	6.6%	6.9%	0.4%			19.4%
Depression: QOF incidence (18+) - new diagnosis (Persons, 18+ yrs)	2020/21	↓	337	0.8%*	1.1%	1.4%	0.2%			5.6%
Mental Health: QOF prevalence (all ages) (Persons, All ages)	2020/21	→	783	1.49%*	1.00%	0.95%	0.19%			2.36%
Dementia: QOF prevalence (all ages) (Persons, All ages)	2020/21	↓	377	0.7%*	1.0%	0.7%	0.0%			2.2%








Health and Wider Determinants

● Lower ● Similar ● Higher ○ Not applicable

Recent trends: — Could not be calculated → No significant change ↑ Increasing ↓ Decreasing



Indicator	Period	Bournemouth East Collaborative PCN		CCGs (from Apr 2021)	England	England			
		Recent Trend	Count	Value	Value	Value	Lowest	Range	Highest
% reporting to be unemployed (Persons, 16+ yrs)	2021	→	33	4.5%*	3.4%	5.5%	0.0%		17.6%
% reporting to be in paid work or in full-time education (Persons, 16+ yrs)	2021	→	456	62.7%*	56.8%	61.8%	41.3%		95.0%
% with caring responsibility (Persons, 16+ yrs)	2021	→	144	19.7%*	19.9%	18.2%	1.0%		32.6%
% with a long-standing health condition (Persons, 16+ yrs)	2021	→	396	54.2%*	53.8%	51.1%	27.3%		73.9%
Estimated smoking prevalence (QOF) (Persons, 15+ yrs)	2020/21	↓	8,723	19.6%*	15.2%	15.9%	5.0%		34.3%

Source: National General Practice Profiles, accessed 2022



Health and Wider Determinants

Local Health provides evidence of inequalities within local areas aggregated to represent Bournemouth East Collaborative Network PCN. The spine chart below visualises the data and for each indicator it highlights whether the value is significantly different to national rates using a 95% confidence interval.

