

Pharmaceutical Needs Assessment:
Central Bournemouth
Primary Care Network Profile
September 2022



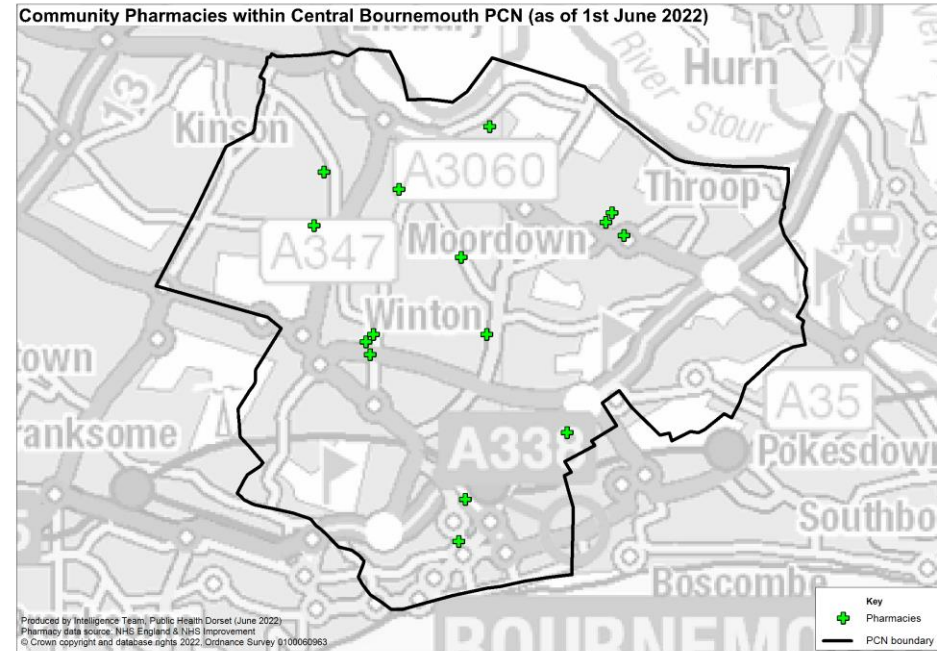
Introduction

Central Bournemouth PCN has no gaps and is almost entirely within BCP Council with a small portion within Dorset Council. It is largely urban with a higher proportion of young people compared to the Dorset ICS average. The PCN is relatively deprived compared to both local and national levels. Notable housing growth will mainly be seen in central Bournemouth around the Lansdowne and St Peter's areas.

An analysis of health and the wider determinants of health highlights poor outcomes for smoking prevalence, older people living alone, overcrowding, hospital admissions for coronary heart disease, stroke, heart attack, hip fractures, and deaths from causes considered preventable.

There are currently 17 pharmacies within the PCN as of June 2022. The following headings have been used to describe the PCN in more detail:

- Number of pharmacies, openings hours & services
- Demographics
- Housing
- Deprivation
- Health and Wider Determinants



Warning: The geographies within this PCN area can be in the catchment of multiple PCN boundaries. Therefore the information contained within these profiles should not be aggregated or compared with other profiles as this could lead to misleading interpretations.



Number of Pharmacies

There are currently 17 pharmacies in Central Bournemouth as of June 2022. Nine pharmacies are owned by national pharmacy chains:

- 3 by Boots Pharmacy
- 3 by Rowlands Pharmacy
- 1 by Lloyds Pharmacy
- 1 by Superdrug Pharmacy
- 1 by Asda Pharmacy

Eight pharmacies are owned by other providers. There is one 100-hour pharmacy in Central Bournemouth as of June 2022 (Castle Lane Pharmacy on Castle Lane West) and sixteen 40-hour pharmacies.

There are 15 pharmacies that are Community Pharmacist Consultation Service (CPCS) accredited providing a total of 509 CPCS consultations in the first 9 months of 2021/22. In addition, all pharmacies have access to the Electronic Prescription Service (EPS).



Number of Pharmacies

There are no distance-selling pharmacies and no pharmacies with local pharmaceutical services contracts as of June 2022. As of June 2022, there are two dispensing appliance contractors in Central Bournemouth (Fittleworth Medical on Victoria Park Road and Salts Medilink on Old Christchurch Road).

Since the last PNA was published, one pharmacy has closed (Rowlands Pharmacy on Charminster Road) and no new pharmacies have opened in Central Bournemouth.

The number of items dispensed increased by 1.1% between 2018/19 and 2020/21.

The number of items dispensed per head in 2020/21 was higher than the South West and England averages. The number of pharmacies per 100,000 population in 2020/21 in Central Bournemouth was also higher than the South West and England averages (see next table).



Number of Pharmacies

Year	GP patients	Number of pharmacies	Pharmacies per 100,000 patients	Number of items dispensed	Items dispensed per patient
2018/19	-	18	-	1,184,606	-
2019/20	48,492	18	37.1	1,210,057	25.0
2020/21	48,471	18	37.1	1,198,172	24.7
2021/22 (9 month)	48,408	17	35.1	997,088	-
South West 2020/21	5,917,594	1,065	18.0	95,447,553	16.1
England 2020/21	60,650,740	11,748	19.4	1,016,769,042	16.8

Notes:

1. The column GP patients is based on estimates of number of patients registered with a GP in this PCN. The estimates for each financial year are taken in March. For example, for the number of patients registered with a GP in March 2021 is taken as the population estimate for financial year 2020/2021. The figures for the South West and England can be found at: <https://digital.nhs.uk/data-and-information/publications/statistical/patients-registered-at-a-gp-practice/march-2021>
2. Estimates of number of patients registered at a GP within the PCN were not available for 2018/19 at the time of writing
3. Number of pharmacies in England and South West England in 2020/21 are taken from Supporting Tables from NHSBSA found at: <https://www.nhsbsa.nhs.uk/statistical-collections/general-pharmaceutical-services-england/general-pharmaceutical-services-england-201516-202021>
4. All pharmacy numbers include both community pharmacies and DACs



Pharmacy Opening Times

Access to the essential services (core plus supplementary opening hours)

- 4 pharmacies are open 7 days a week
- 10 pharmacies are open on Monday to Saturday only
- 3 pharmacies are open Monday to Friday only
- 1 pharmacy is open before 8 a.m. every day from Monday to Friday
- 5 pharmacies are open until after 6.30 p.m. every day from Monday to Friday

The chart shows the earliest opening hours and the latest closing hours for the Central Bournemouth area. All periods within the opening times are covered by core hours.



Access to Services

Access to Medicines Use Review (MUR)

Based on data for the first 9 months of the 2021/22 financial year, no MURs were carried out in Central Bournemouth as the service has been decommissioned. This is compared to 1,241 MURs in 2020/21 and 5,087 MURs in 2018/19.

Access to New Medicines Service (NMS)

13 pharmacies in Central Bournemouth had NMS accreditation in 2021/22. Over the first 9-month period of 2021/22, 1,139 NMSs were undertaken. This is compared to the whole of 2020/21 where a total of 713 NMSs were undertaken.

Access to the 'on demand availability of specialist medicines' enhanced service

As of 2021/22, no pharmacies in Central Bournemouth provided the specialist medicines advanced service.

Access to dispensing of appliances

Data for this were unavailable at the time of writing.

Influenza vaccination advanced service

14 pharmacies in Central Bournemouth delivered the influenza vaccination advanced service in 2021/22. A total of 7,376 vaccinations were given according to the NHSBSA's Advanced Flu Vaccination Service report dataset during the 2021/22 flu season in Central Bournemouth locality pharmacies matched with the Dorset STP influenza report pharmacies

Stoma appliance customisation advanced service

Two pharmacies and two dispensing appliance contractors in Central Bournemouth provided stoma customisation in 2021/22 (Fittleworth Medical on Victoria Park Road, Rowlands Pharmacy on Charminster Road, Rowlands Pharmacy on Hill View Road and Salts Medilink on Old Christchurch Road), with a total of 11,790 stoma customisations in the first 9 months of 2021/22. In comparison, in 2018/19 a total of 18,334 stoma customisations were performed.



Access to Services

Appliance use review (AUR) advanced service

Two dispensing appliance contractors in Central Bournemouth provided this service (Fittleworth Medical on Victoria Park Road and Salts Medilink on Old Christchurch Road) and in the first 9 months of 2021/22, there were 4 AURs. This compares to 0 AURs in 2020/21 and to 453 AURs in 2018/19.

Other services (as of May 2022)

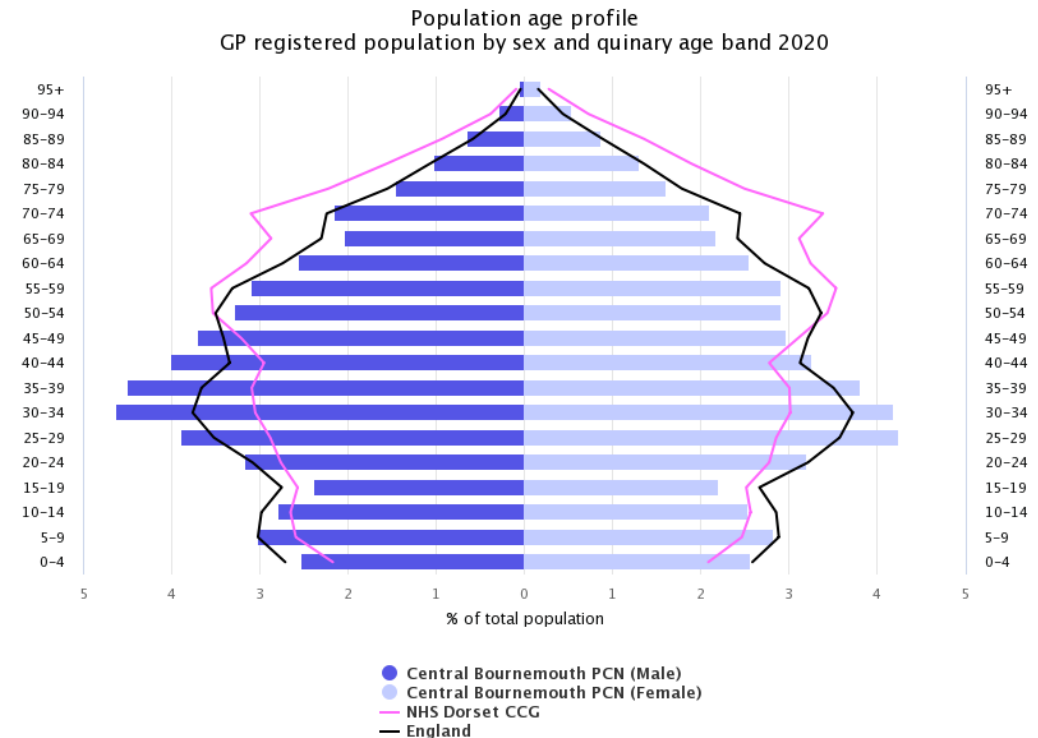
- 1 pharmacy provided the Hepatitis-C Antibody Testing Service (Queens Park Pharmacy on Holdenhurst Road)
- 7 pharmacies provided the Hypertension Case-Finding Service
- 13 pharmacies delivered the Urgent Repeat Medicines Service
- 2 pharmacies provided the Stop Smoking Service (Castle Lane Pharmacy on Castle Lane West and Winton Pharmacy on Wimborne Road)



Demographics

GP registered population data show that there are approximately 48,500 people registered at GP practices in Central Bournemouth PCN (24,800 males and 23,700 females).

Compared to the Dorset ICS average, Central Bournemouth has a higher proportion of people aged under 18 and a lower proportion of people aged 65 & over.



Source: National General Practice Profiles 2020



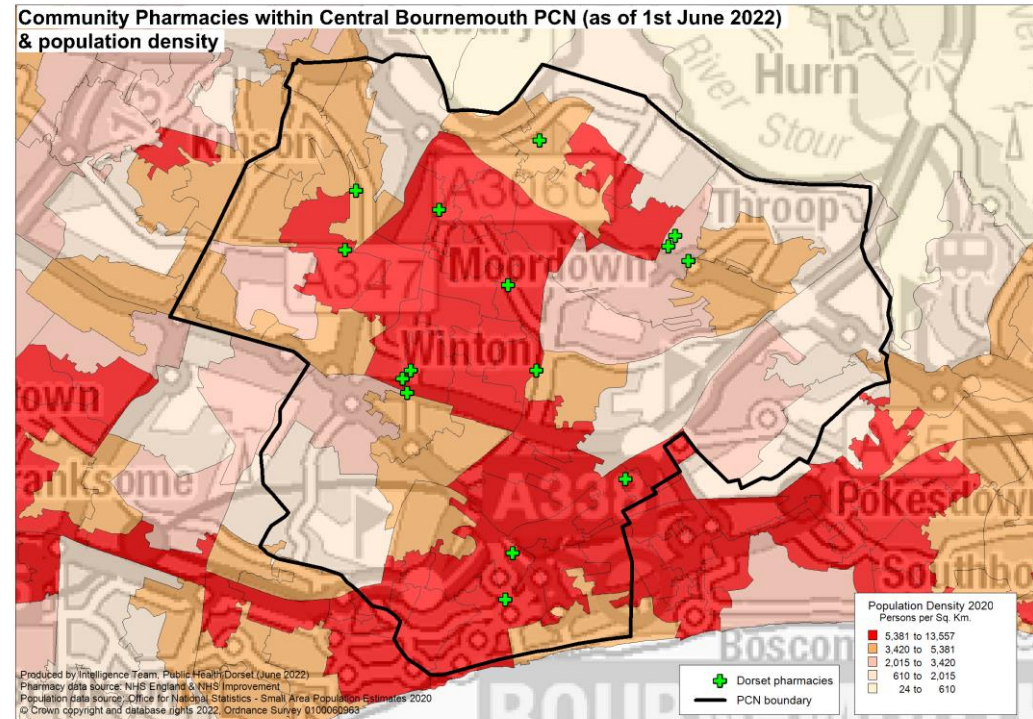
Demographics

The area covered by the PCN is largely urban with the highest population density around Charminster, Springbourne, Moordown, West Cliff and Winton.

Over the next 3 years from 2022-25 projections suggest the population of the BCP area overall will increase by 2.5 thousand (0.6%).

This growth is driven by increases in the population aged over 65, with the number of children and young people (aged 0-16) projected to decrease.

The number of over 65s is projected to increase by almost 3.8 thousand (4%) to 2025, compared to a small decrease of around 1.5 thousand of children and young people. The working age population is forecast to remain roughly unchanged. By 2025 those aged 65+ will account for 23% of the overall population.



Housing

To understand any increases in demand for services based on planned housing developments, planning applications with consent to build to 2025 in BCP and 2026 in Dorset have been analysed. Postcodes (or the nearest existing postcode to the development site) have been matched to LSOAs and then PCN networks.

This gives a realistic picture of housing growth within the PCN. The net level of development for this PCN area is approximately 2,250 dwellings. This is about 12% of the total net housing development for BCP and Dorset.

The main areas of proposed development in the PCN are predominantly in the Bournemouth Central area (1,307) particularly around Lansdowne and St Peter's areas.



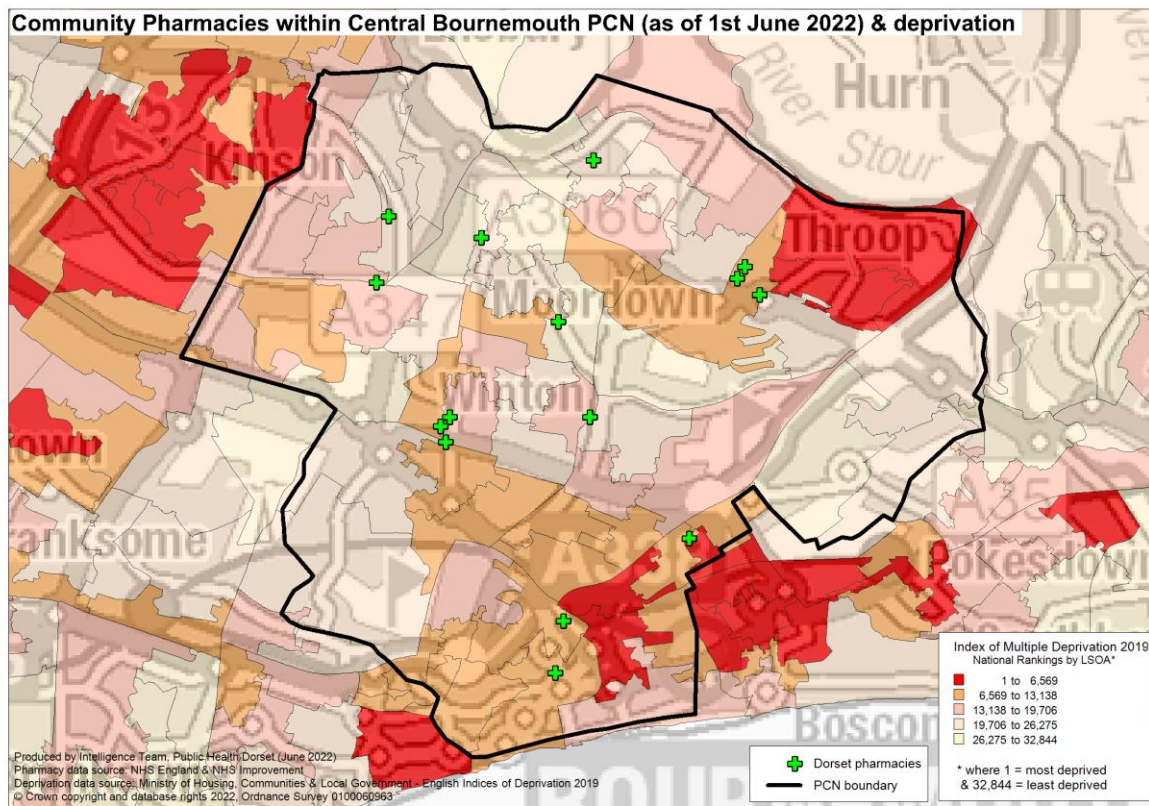
Deprivation

Central Bournemouth PCN has an average IMD 2019 Score of 20.2.

There are five lower super output areas (LSOAs) in Central Bournemouth PCN that are in the most deprived national quintile.

A further 18 LSOAs are among the most 40% deprived.

Central Bournemouth PCN has a significantly higher proportion of its older population living in deprivation compared to the national average.

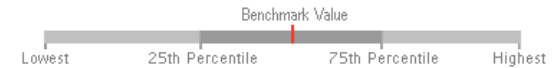


Health and Wider Determinants

To understand the health needs and wider determinants of health in the PCN a national profiling tool has been used. This compares local level data with the English average and highlights any areas that are significantly different. The spine chart below visualises the data and for each indicator it highlights whether the value is lower or higher to national rates using a 95% confidence interval.

● Lower ● Similar ● Higher ○ Not applicable

Recent trends: — Could not be calculated → No significant change ↑ Increasing ↓ Decreasing

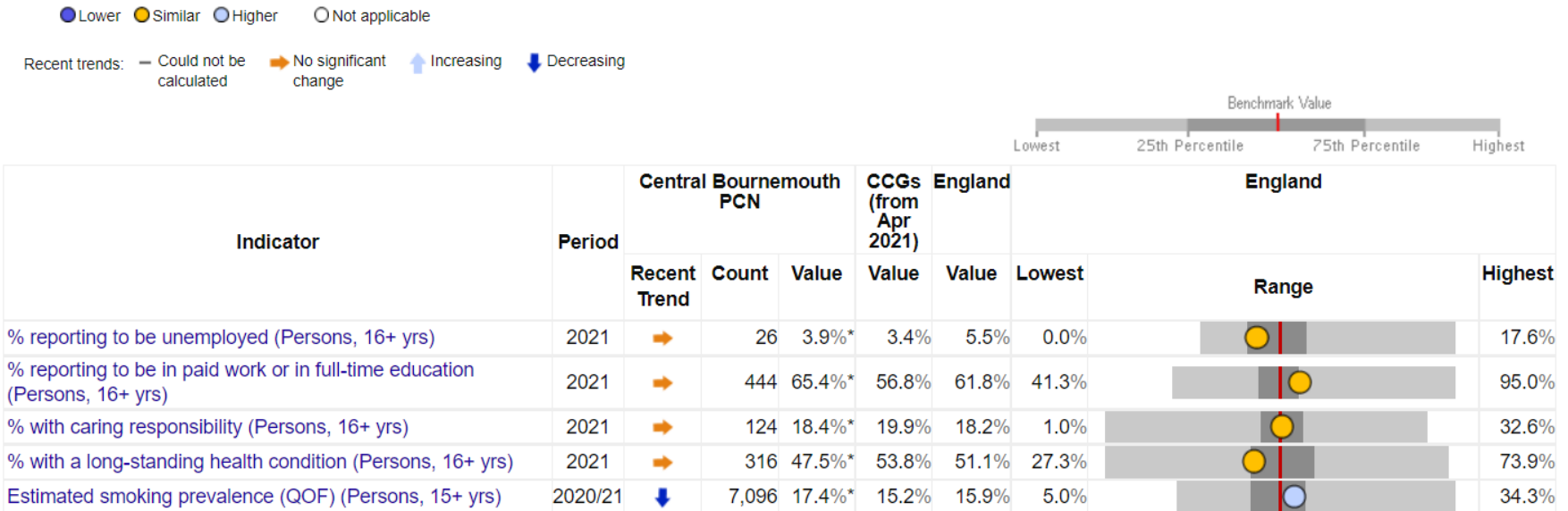


Indicator	Period	Central Bournemouth PCN		CCGs (from Apr 2021)	England				
		Recent Trend	Count	Value	Value	Value	Lowest	Range	Highest
Cancer: QOF prevalence (all ages) (Persons, All ages)	2020/21	↑	1,675	3.4%*	4.5%	3.2%	0.2%		6.7%
CHD: QOF prevalence (all ages) (Persons, All ages)	2020/21	→	1,533	3.2%*	4.2%	3.0%	0.0%		6.5%
Heart Failure: QOF prevalence (all ages) (Persons, All ages)	2020/21	→	470	1.0%*	1.2%	0.9%	0.0%		3.5%
Atrial fibrillation: QOF prevalence (Persons, All ages)	2020/21	→	956	2.0%*	3.1%	2.0%	0.0%		4.5%
Stroke: QOF prevalence (all ages) (Persons, All ages)	2020/21	→	927	1.9%*	2.5%	1.8%	0.0%		3.8%
Hypertension: QOF prevalence (all ages) (Persons, All ages)	2020/21	→	5,513	11.4%*	15.9%	13.9%	0.1%		24.3%
COPD: QOF prevalence (all ages) (Persons, All ages)	2020/21	→	698	1.4%*	2.2%	1.9%	0.0%		4.7%
Asthma: QOF prevalence (6+ yrs) (Persons, 6+ yrs)	2020/21	—	2,767	6.1%*	7.3%	6.4%	2.0%		9.3%
Diabetes: QOF prevalence (17+) (Persons, 17+ yrs)	2020/21	→	2,088	5.2%*	6.9%	7.1%	0.3%		15.6%
Obesity: QOF prevalence (18+) (Persons, 18+ yrs)	2020/21	↓	2,253	5.7%*	6.6%	6.9%	0.4%		19.4%
Depression: QOF incidence (18+) - new diagnosis (Persons, 18+ yrs)	2020/21	↓	452	1.1%*	1.1%	1.4%	0.2%		5.6%
Mental Health: QOF prevalence (all ages) (Persons, All ages)	2020/21	→	487	1.00%*	1.00%	0.95%	0.19%		2.36%
Dementia: QOF prevalence (all ages) (Persons, All ages)	2020/21	→	321	0.7%*	1.0%	0.7%	0.0%		2.2%



Health and Wider Determinants

To understand the health needs and wider determinants of health in the PCN a national profiling tool has been used. This compares local level data with the English average and highlights any areas that are significantly different. The spine chart below visualises the data and for each indicator it highlights whether the value is lower or higher to national rates using a 95% confidence interval.



Source: National General Practice Profiles, accessed 2022



Health and Wider Determinants

Local Health provides evidence of inequalities within local areas aggregated to represent Central Bournemouth PCN. The spine chart below visualises the data and for each indicator it highlights whether the value is significantly different to national rates using a 95% confidence interval.

