

Appendix H - Bournemouth North Locality Overview

Bournemouth North is a largely urban locality with a higher proportion of young people compared to the CCG average, and in particular those aged 20 to 24 due to the location of Bournemouth University. The locality is relatively deprived compared to both local and national levels. Minimal housing growth is planned over the next three years. An analysis of health and the wider determinants of health highlights poor outcomes in hospital stays for self harm, emergency hospital admissions for hip fractures in the 65 and over age group, emergency admissions in the under 5 age group and hospital admissions for injuries in the under 15 age group.

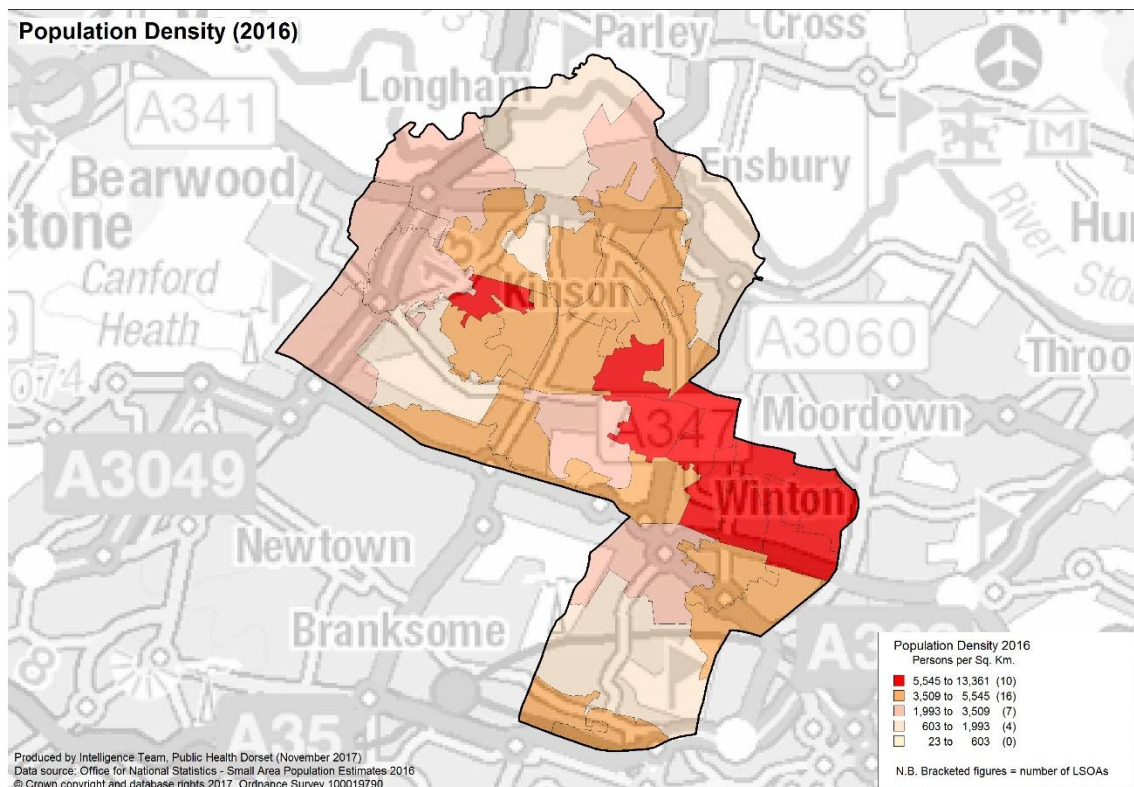
The following headings have been used to describe the locality in more detail:

- Demographics
- Housing
- Health and Wider Determinants

Demographics

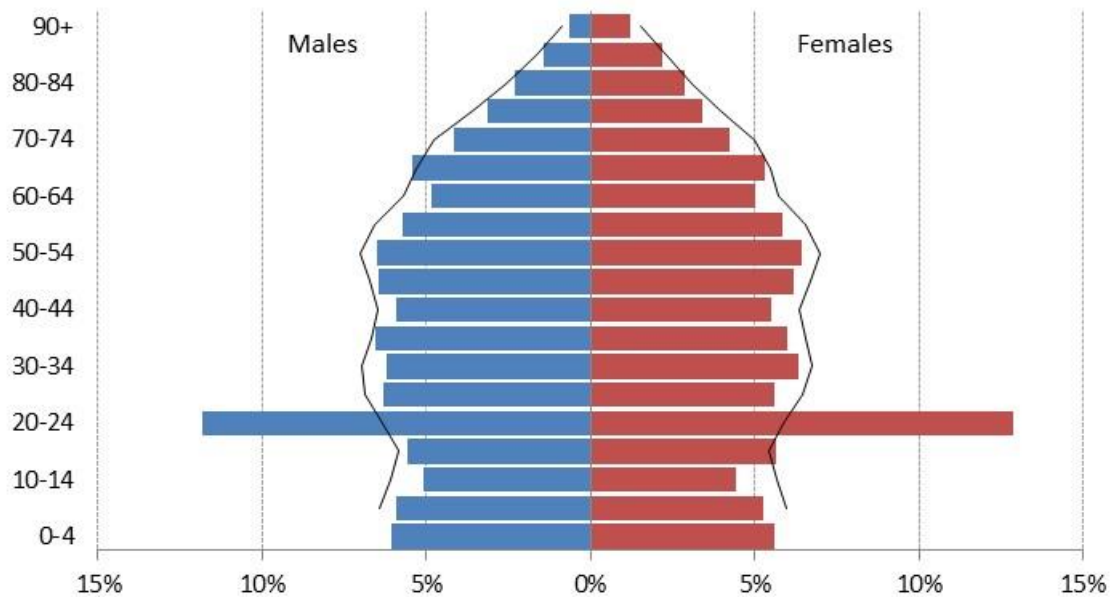
Population

ONS 2016 mid-year population estimates show that there are about 63,100 people living in the Bournemouth North locality (31,100 males and 32,000 females). In this urban area, population density is highest around Winton, Wallisdown, Redhill and Northbourne.



Compared to the Dorset CCG average, Bournemouth North has a higher proportion of people aged 15-44, and a lower proportion of people aged 55 to 79. The proportion of the population aged 20-24 in Bournemouth North is double the national average (12% compared with 6%).

Bournemouth North Population Pyramid with national comparator (2016 data)



Locally produced projections suggest that the population of the Bournemouth North locality will rise at a slightly faster rate (just under +2.5%) than both the Dorset CCG average (+2%) and the national average (+2%) between 2018 and 2021. Within this trend, the proportion of the population aged 20-24 will remain twice as high as the national average.

Ethnicity

The vast majority of the population in Bournemouth North are White British. Ethnic minority groups account for a much smaller proportion of the population locally than in England as a whole (6% compared with 15% - see table below which is based on 2011 Census data).

	Bournemouth North	England
White	93.96%	85.42%
Mixed	1.88%	2.25%
Asian	2.80%	7.82%
Black	0.63%	3.48%
Other	0.73%	1.03%

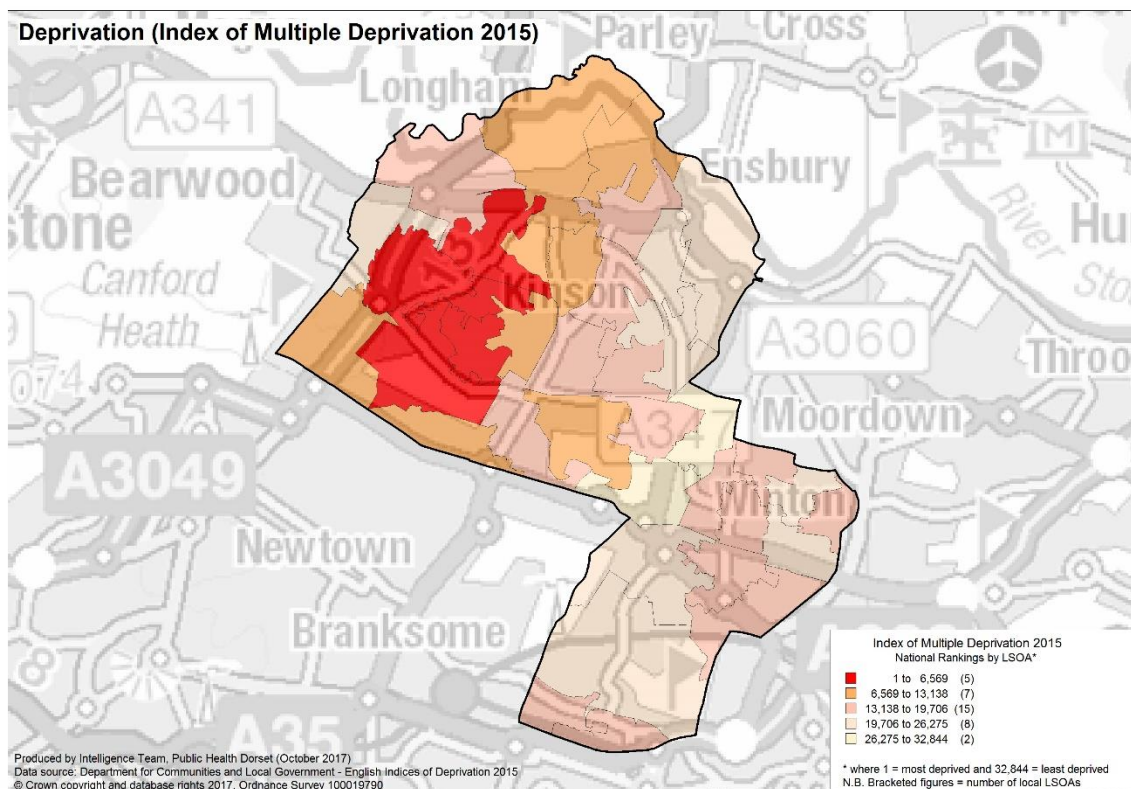
Religion

The 2011 Census suggests that, as in England as whole, the majority of Bournemouth North's population are Christians. However, the proportion of locality's population whose religion is either Buddhist, Hindu, Jewish, Muslim or Sikh is lower than the England average.

	Bournemouth North	England
Christian	56.11%	59.40%
Buddhist	0.50%	0.50%
Hindu	0.34%	1.50%
Jewish	0.44%	0.50%
Muslim	1.39%	5.00%
Sikh	0.09%	0.80%
Other religion	0.69%	0.40%
No religion	32.62%	24.70%
Not stated	7.82%	7.20%

Deprivation

Bournemouth North is one of the more deprived localities within the Dorset CCG area. Five of the lower super output areas (LSOAs) in Bournemouth North are amongst the 20% most deprived in England and a further seven are amongst the 40% most deprived.



Housing

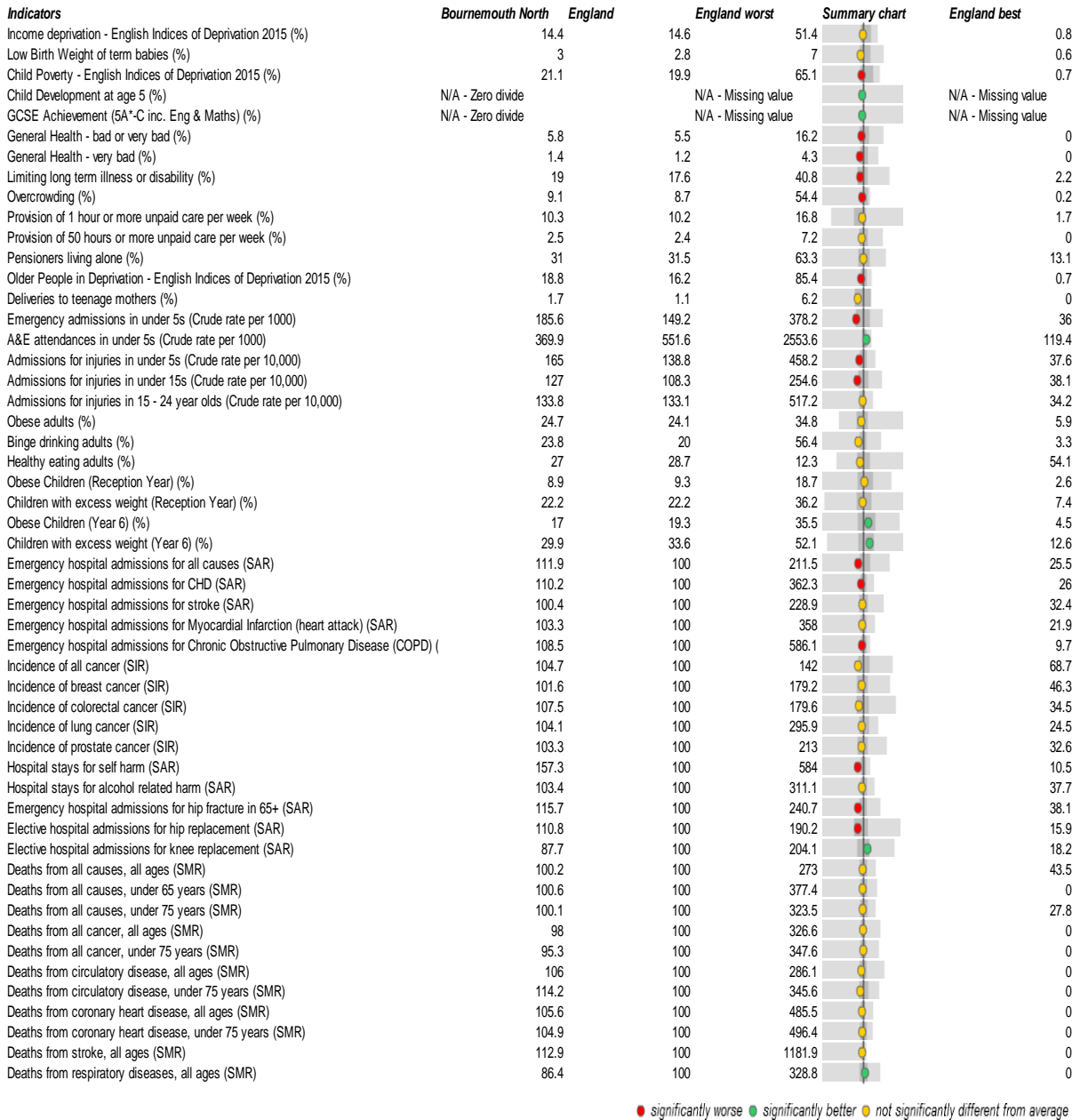
To understand any increases in demand for services based on planned housing developments, planning applications with consent to build over the next three years have been analysed. This gives a realistic picture of housing growth within the locality. The net level of increase is shown below, if these developments are completed in the next 3 years. The Bournemouth North locality will see the minimal housing growth compared to other localities within Dorset CCG.

Ward (2014)	Net Development
Kinson North	20
Kinson South	24
Redhill and Northbourne	16
Wallisdown and Winton West	21

Health & Wider Determinants

To understand the health needs and wider determinants of health in the locality a national profiling tool has been used. This compares locality level data with the English average and highlights any areas that are significantly different.

The spine chart on the following page visualises the data and for each indicator it highlights whether the score locally is significantly different to national rates using a 95% confidence interval.



The main areas where the Bournemouth North locality has worse outcomes than the national average include hospital stays for self harm, emergency hospital admissions for hip fractures in the 65 and over age group, emergency admissions in the under 5 age group and hospital admissions for injuries in the under 5 and under 15 age groups.